




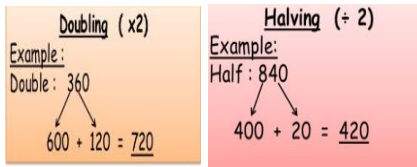



# Maths

## Home Learning Activities Year 3 – Spring 1



<p><b>Multiplication</b></p>  <p>Learn and recall multiplication facts for 4, 6, 7 and 8 times tables.</p> <p>Use the grid method to multiply.</p>	<p><b>Problem solving</b></p>  <p>Solve word problems involving addition, subtraction, multiplication and division.</p> <p>Use the expanded method to Add and Subtract.</p> <p>Use chunking to help you divide.</p>	<p><b>Time</b></p>  <p>Read and write the time to the nearest 5 minutes. Read and write the time to the nearest minute.</p> <p>Four Cheeses for Mrs Lander Time now: 7.50pm Cooking time: 25 mins Pizza will be ready: _____</p>	<p><b>Shape</b></p> <p>Go on a 3D shape hunt in your house. Draw a table to record the different shapes that you have found.</p> <p>Where can you find a square based pyramid or a cone shape</p> 
<p><b>Numbers</b></p> <p>Practice counting in steps of 3, 4, 5, and 10 from any number forward and backward. Comparing and ordering numbers from 0 up to 1000; use &lt;, &gt; and = signs</p> <p>Rounding numbers to the nearest 10 and nearest 100.</p> 	<p><b>Doubling and Halving</b></p> <p>Halving and doubling any number from 0 - 100.</p> <p>Finding half of sets of objects</p> 	<p><b>Measurement</b></p> <p>Help adults around the house when cooking/baking - measure ingredients using litres, millilitres and grams.</p> <p>Find objects around the house that you can measure (cm/mm). Add, subtract and compare different measurements.</p> 	<p><b>Number bonds</b></p> <p>Identify pairs of numbers that add up to make 10/ 20/50/100.</p> <p>6 + _ = 10</p> <p>12 + _ = 20</p> <p>20 + _ = 50</p> <p>30 + _ = 100</p>