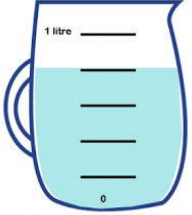

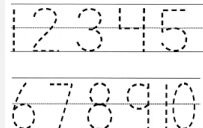







Maths

Home Learning Activities

Nursery- Spring 2 2018

<h3>Capacity</h3> <p>Try comparing 2/3 containers, glass or bottles. Talk about which one is full, empty and half full!</p> 	<h3>Counting to 50</h3> <p>Practice counting whenever you can! For example, when you are walking up/down the stairs or setting the table- count how many plates, cups, knives, forks etc. Practise counting up to 50.</p> 	<h3>Shapes all around!</h3> <p>Can you and your child spot 2D shapes? Can you talk about their sides and corner? You could also look for 3D shapes among the everyday objects around you such as balls, buildings or food packaging!</p>	<h3>Number Writing</h3> <p>Encourage your child to develop an interest in making marks on paper with pencils, pens, paint etc. Encourage your child to have a go at writing numbers or saying number names as they make marks on paper.</p> 
<h3>3D objects</h3> <p>Have a look at the different objects in your house. What shape are they? Get them to go on a shape hunt around the house or in the local area and see if they can find the different shapes.</p> 	<h3>Tall and Short, Big and Small</h3> <p>Have a look at a selection of toys that you have at home and talk about which is big, which is small, which is tall or which is short. Play with your child and see if they can order the toys from smallest to biggest or shortest to tallest.</p> 	<h3>Number Recognition</h3> <p>Talk about numbers that you can see in the environment around you. On the way to school, for example, you might see door numbers, numbers on buses and car registration plates.</p> 	<h3>Heavy and light</h3> <p>Try comparing 2 everyday objects e.g. a soft toy and a book, discuss which is heavy and which is light e.g. during dinner talk about the weight of different everyday objects e.g. a glass and a spoon.</p> 