



## Nursery Weekly Homework Week 5


Hello Everyone

This week we will be reading a hilariously funny story - Aliens Love Underpants. We will be using shape, size and colour words to describe the characters and thinking about the patterns we can see on their undies. We will also be listening out for initial sounds in words and having a go at writing some of them.

The Nursery Team

**PE-** exercise is very important so we encourage you to engage in some form of physical activity. This could be a video on youtube or a walk in your local area.

### Maths



Our maths focus this week will be **counting to 20, recognising and writing numbers.**

**Key Vocabulary - number names, counting, one at a time.**

**Monday** - Make a number line. Practise counting with your child - first to 5, then 10 and extend to 20. Together, make number cards that you can hang on some string to create your very own numberline to help you with counting. Alternatively, turn a piece of paper landscape and write the numbers across the page. Decorate it, make it fun!

**Tuesday** - Using the numberline you made, count forwards and backwards to 5, 10 and 20. Set out a range of objects or toys for your child to count, then point to the number on the numberline.

**Wednesday** - Again using the numberline, point out a number to your child. Let them tell you what the number is, then encourage them to find that many of something - it could be lego bricks, pasta shapes or coins. Repeat for several different numbers, encouraging your child to count one item at a time for accuracy.

**Thursday** - Practise writing numerals today! Look at the example on your numberline and have a go at writing the numerals independently. Remember, we are still developing our writing skills, so it doesn't matter if you make mistakes. That's part of the fun of learning. Keep trying, using your growth mindset and it will be super exciting when you finally learn to write all your numbers!

**Friday** - use a computer or tablet to play some counting games on Topmarks - <https://www.topmarks.co.uk/maths-games/3-5-years/counting>

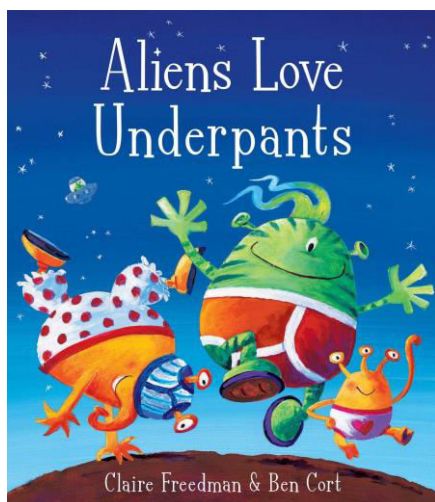
Our sound of the week is - o - <https://www.youtube.com/watch?v=JeWvaQBvFLI>

Talk to your child about this sound and see if they can see it in the learning environment. Ask them to think of things that start with the sound and give them opportunities to write the sound.

Play a game - ask your child to find items that begin with 'o'.

Sing some nursery rhymes with your child. You can make props and puppets together to make this even more engaging for your little one.

## Literacy



Our **learning intention will be to describe using size, colour and pattern words**. You can do these activities over the course of the week.

Key vocab: aliens, space, planets, underpants, size, colour, pattern, stripy, spotty

Here is a link to this week's story -

<https://www.youtube.com/watch?v=ADnAGBWlZqE>

**Mon** - Read the story - encourage the chn to join with actions and repeated lines. Stop regularly and talk about what the different aliens in the pictures look like. When it is finished, ask your child whether they liked the story or not. can they say why?

**Tues** -Repeat the story again. Talk about the aliens you can see, and have a go at drawing your own aliens. Talk about what they look like: what colour/size are they? What features do they have? What patterns are on their pants?

*My alien is... It has... It is...*

**Wed** -Imagine that an alien is coming to visit and you need to make it a pair of underpants. What might the underpants look like? Think of how you could design some undies - what colour might they be? What pattern will they have on them? Once you have thought about it - have a go at drawing them!

**Thurs** - Look at the underpants you made yesterday. What colour were they? What patterns did you put on them? Describe them by saying the full sentence - **My underpants are...** Listen out for the initial sounds in the describing words you used. HAVe a go at writing them down in a list. Eg r r red. B b blue. S s spotty.

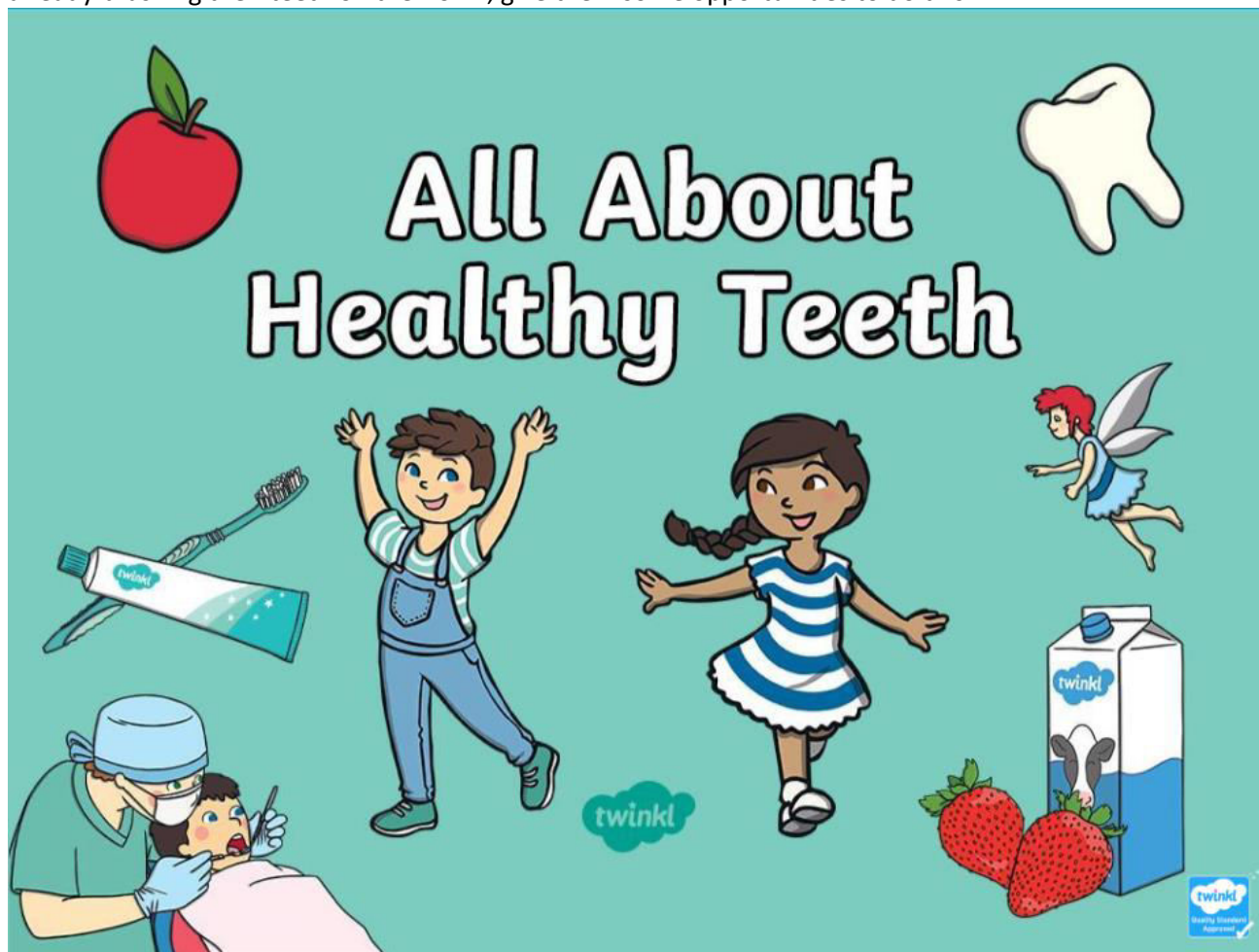
**Friday** - Spend some time singing your favourite nursery rhymes. Join in with singing all the words and performing any actions that go with them. Some of our favourites are BaaBaa blak sheep, wind the bobbin up, head, shoulders, knees and toes, twinkle star, ABCD and there are many more. Record yourself singing and upload to tapestry! <https://www.youtube.com/watch?v=3RNDzwdflRs>

## Topic

**Understanding the World** - Find out information about the moon and space. Ude books, the internet or

whatever other resources you can think of. Then, have a go at drawing or painting some of the things you find out about. You could make a planet painting, or draw a picture of a space scene.

**PSHE** - What do we do to help take care of our teeth? Watch this video to find out. Parents, if your child isn't already brushing their teeth on their own, give them some opportunities to do this.



**Music** - collect items from around your home that you can use to represent the sound of a large, medium and small dinosaur. Have fun exploring which items make the lowest or highest sounds and how the sounds can be changed.

Join Cynthia for music - [Music Lesson](#)

You can send pictures of your work to [nursery@osmani.towerhamlets.sch.uk](mailto:nursery@osmani.towerhamlets.sch.uk) or post them in our google classroom. You can also upload pictures and videos to your child's Tapestry account.

## Listening and Sound Games

- a series of videos to support sound discrimination skills.

### [BBC Listening Skills](#)

**Copy Cat** - clap out different rhythms at different speeds and ask your child to copy you.

**Soft or Loud?** - use instruments or other objects to make loud or soft/quiet noises. Ask your child if the sound they heard was quiet or loud.

**Simon Says** - give your child instructions e.g. Simon says clap your hands. If 'Simon says' they have to do the action if you just say the action without saying 'Simon says' they have to continue doing the previous action Simon said they should do.

**Musical statues** - when the music plays, you dance. When the music stops you have to freeze.

**Magical Sound Box** - Put different objects, such as keys, paper, beans in a bottle, etc., into a covered box, and then manipulate one of the objects asking a child to tell you what he or she heard. You might need to introduce the child to different objects and sounds before playing this game.

**What animal made that sound?** - Have your child sit with his or her back to you, or put a scarf over his or her eyes. Make different animal sounds and have your child guess what animal makes that sound. Another way of playing this game is to give your child two animal toys or pictures of animals, and then ask him or her to point to the animal that makes the particular sound.

[Phonics Bloom](#) - sound discrimination game.

Phonics bloom has lots of fantastic phonics activities that cater to a wide range of activities.