



Nursery Weekly Homework Week 6

Hello Everyone

Our learning this week will be focused on Chinese New Year. We will be learning about the story of the Great Race, and thinking about how Chinese New Year is celebrated. We will also be making some decorations. Remember children, always have a go first before asking a grown up for help. We know you can do it! Have fun!

The Nursery Team

PE- exercise is very important so we encourage you to engage in some form of physical activity. This could be a video on youtube or a walk in your local area.

Watch Rosie and Posie do a traditional [Chinese fan dance](#), can you copy their movements?

Maths



Our maths focus this week will be **ordering numbers up to 10**.
Key vocabulary - number names, order, ordering, smallest, largest, more, less, before, after, next

Monday - Practise counting forwards and backwards to 10. It is important your child recognises which numbers go where, so take your time and be clear about each number. Use a number line to help you - point to each number as you count.

Tuesday - Write the numbers 1-10 on a piece of paper, then cut them out so you have individual number cards. With your child, lay them out in order. Then, take them away. Give your child 1-5 jumbled up. Can they put them in order?

Wednesday - Using the number cards you made yesterday, model counting and putting the numbers in order from 1-10 together. Then, take them away, jumble them up and give them back to your child. Can they order 1-10 independently?


Thursday - Choose 5 numbers at random from your 1-10 that you made. Give them to your child, and put them in order from smallest to largest. Make it clear that, despite some numbers being missing, the next number will be the next largest card you have. Repeat several times with a different group of numbers each time.

Friday - Play the Topmarks Chinese New Year Dragon ordering game <https://www.topmarks.co.uk/ordering-and-sequencing/chinese-dragon-ordering>

Extra activities - 2D shapes

1. if your child is just beginning to remember shape names play this game - <https://www.topmarks.co.uk/early-years/shape-monsters>

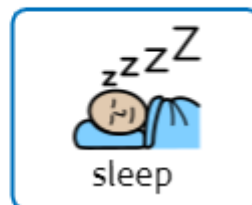

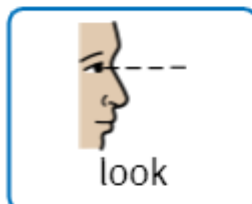

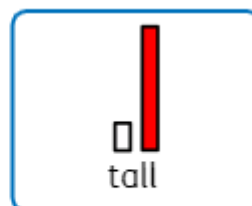

2. If your child is confident with their shapes have a go at this game - <https://www.ictgames.com/mobilePage/shiftingShapes/index.html>
3. Want to find out about more shapes head over to BBC bitesize - <https://www.bbc.co.uk/bitesize/topics/zjv39j6/articles/ztpwdmn>
4. Take a look at these artworks - can you identify the shapes they used? Can you make something similar?



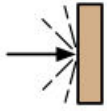
Daily Phonics

This week we will be focusing on rhyme. Rhyming is a very important stage of developing phonics and reading skills. Here are some rhyming games you can play with your child at home.

1. Sing nursery rhymes together. Point out the words that rhyme (sound the same at the end).
2. Rhyme bag - cut up the pictures below, keep one set for yourselves and place the other set in a basket i.e. keep cat and put hat in the basket. Take it in turns to choose a picture in the basket and see if you can find its matching picture.



3. Rhyme action sentences - have a go at saying these rhyming sentences and doing the actions. Can you think of some more rhyming sentences.



Bump rhymes with jump.



Cow rhymes with bow.



Flap rhymes with clap.



Fat rhymes with pat.



Click rhymes with lick.



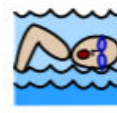
Fun rhymes with run.



Dog rhymes with jog.



Trim rhymes with swim.



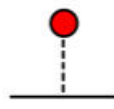
Cat rhymes with hat.



Dish rhymes with fish.



Car rhymes with star.



High rhymes with fly.



Literacy

The Great Race

(a traditional Chinese New Year story)



Knight Owl Teaching Resources

Religious Education

Our **learning intention will be to write initial sounds in our cards.** You can do these activities over the course of the week.

Key vocab: Chinese, China, New Year, Celebrations, love, special, valentine's day, sounds

Mon - Read or watch the Great Race which is a Chinese New Year Story -

<https://learnenglishkids.britishcouncil.org/short-stories/the-great-race> Ask your child questions about what they can see. Ask them to make predictions on

which animal they think will win the race and why. Ask them if they think it was a good thing that the rat

won the race.

Tuesday - Watch the story again. Can you write a list of the animals that we saw in the story? Remember to say the word and stretch the word so you can hear the sounds. If your child finds this tricky bounce or say the initial sounds slowly so that they can hear the sound more clearly. Model writing the letter and then ask your child to have a go. If they are confident hearing the initial sound ask them what the last sound in the word is.

Wed - Talk about the story and draw a picture of your favourite animal. Can you write the animal's name.?

Thurs - Watch the story again. When it is over, start to draw a story map. Think about who was in the story at the beginning, and where they were. Then, what happened next. Draw pictures with your child to retell the story.

Friday - Continue with making your story map. Once you have drawn a small picture for each part of the story, use them to retell the story in your own words. Record it and post it on Tapestry!



Extra activities

1. Make a mask of your favourite animal in the race.
2. Can you find some words that rhyme with the animal names?
3. As a family roleplay having your own race. To make it more fun, think about moving like one of the animals. Think about making numbers for your tops, start and finish signs and a medal for the winner. Involve your child in writing the signs and making the props.

Topic

Creative - make your own Chinese Dragon and lantern.



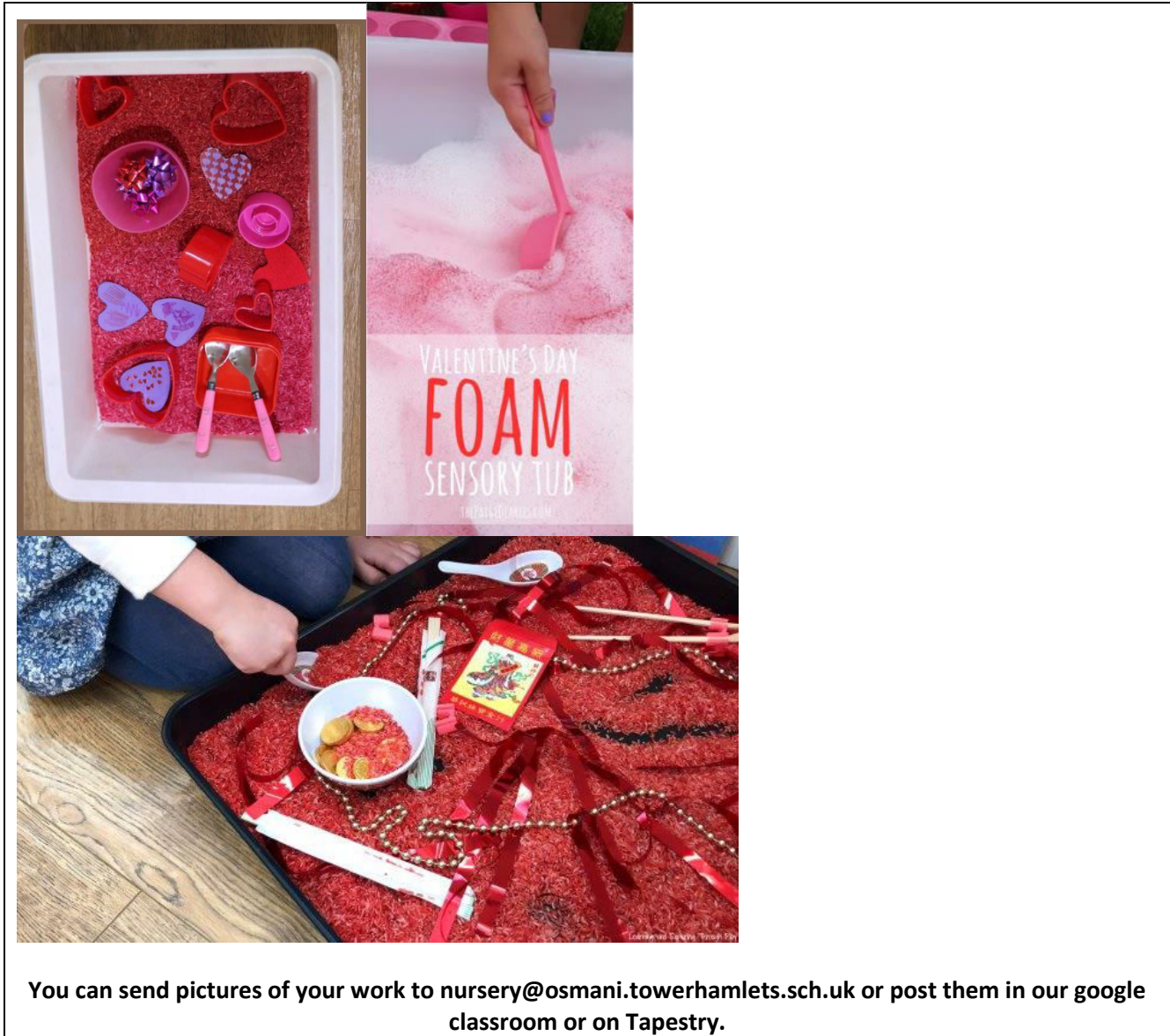
Understanding the World - What can you find out about China. Here are some things to think about - what does their flag look like? [How do they celebrate the New Year?](https://www.natgeokids.com/uk/discover/geography/countries/30-cool-facts-about-china/) Where is China?


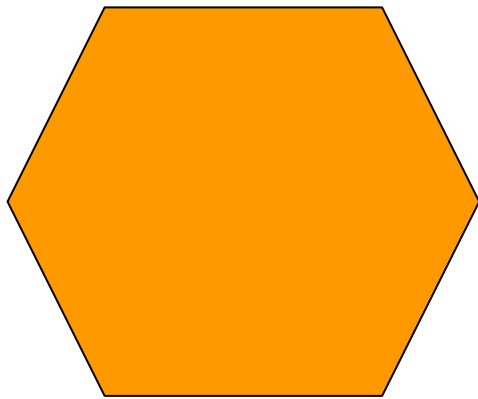

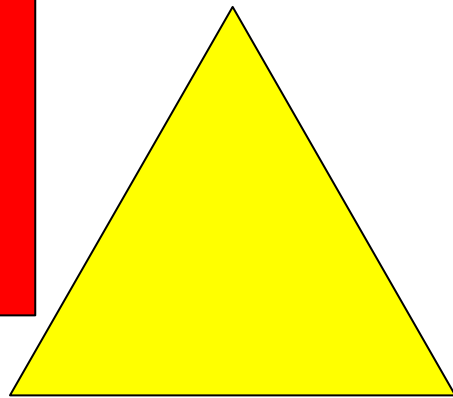

<https://www.natgeokids.com/uk/discover/geography/countries/30-cool-facts-about-china/>

PSHE - It's Valentine's Day! Think about something special you can do for someone you love. Maybe you can help them do a job or you can spend time playing with them. How do you feel when someone does something nice for you?

Music - Join Cynthia for music - [Music Lesson](#)

Sensory Play - Why not try these sensory play activities





2D Shape Hunt

Have a look around your home or go for a walk outside. What 2D shapes did you find?

