



Reach For The Stars

Summer Homework Year 4 to Year 5
Due in: Friday 8th September 2023

Arts and Design



Visit the Whitechapel Gallery, it's on your doorstep.

Open:

Mondays:	Closed
Tuesday	11 am–6 pm
Wednesday	11 am–6 pm
Thursday	11 am–9 pm
Friday	11 am–6 pm
Saturday	11 am–6 pm
Sunday	11 am–6 pm

Why not do some drawing this summer?

- **Draw something that scares you!**
- **Draw something you eat today!**
- **Draw something big on a tiny piece of paper!**
- **Draw your reflection in the back of a spoon!**
- **Empty your pockets or bag and draw everything inside!**
- **Draw your favourite song.**
- **Draw yourself 30 years from now.**

Year 5 Topic: Victorian London

**Visit the Geffrye Museum – E2 8EA –Homes and Gardens
Visit the British Museum (Great Russell Street WC1B 3DG)
Or The Science Museum**

Please check websites for updated information and to pre book tickets for visits!



Activity ideas: Write your own 10 commandments.

My Ten Commandments

1. _____

2. _____

3. _____

4. _____

5. _____

6. _____

7. _____

8. _____

9. _____

10. _____

Hands-on Humanities

London is full of some of the best museums in the world – they can take us to far-flung places, transport us back through history and expose us to mind-blowing ideas. Many are FREE to visit and some have excellent workshops for children!

Challenge: can you visit a **different museum each week**?

Some museum suggestions and their nearest tube stations:

- Tower of London- Tower Hill (ONLY £1 for Tower Hamlets residents but you must take proof of name and address AND your Idea Store card OR Tower Hamlets Leisure Services card)
- Museum of London - Moorgate
- Victoria & Albert Museum – South Kensington
- Museum of Childhood – Bethnal Green
- Geffrye Museum – Hoxton
- Museum of London Docklands – West India Quay (DLR)
- British Museum – Russell Square
- National Maritime Museum – Greenwich (Main line) or Cutty Sark (DLR)



Local walks

Be a London Explorer! Try getting out and about by going for walks in your local area – you'll be amazed what you could discover! While you're out, see if you can complete these challenges:

- sketch some of your favourite buildings
- make a list of what there is to do in the park for local people
- how many different fruits can you find in the market? Where are they from in the world?
- can you find any buildings with blue plaques (circle tiles) on the walls? What do they say? Normally they are about famous people...
- walk down a main street and make a list of all the different types of shops

Year group challenge: Year 5

Have you ever heard of the Vikings? In Year 5, you will be learning about them! Can you find out who these people were and where they came from? What fun facts can you discover about these people? Have a look on the BBC website:

<http://www.bbc.co.uk/schools/primaryhistory/vikings/> to find out more...

Maths Fun 2021

Rules For Playing KenKen®

The numbers you use in a KenKen puzzle depend on the size of the grid you choose. In a 4 x 4 grid, use numbers 1 to 4.

The numbers in each heavily outlined set of squares, called cages, must combine (in any order) to produce the target number in the top corner using the mathematical operations indicated (+, -, ×, ÷).



Here's how you play:

1. Use each number only once per row, once per column.
2. Cages with just one square should be filled in with the target number in the top corner.
3. A number can be repeated within a cage as long as it is not in the same row or column.

4+	2÷	1-	
1	2	4	3
3	12×	2	4
2	4	3	2÷
4	2-	3	1
		1	2

7+			
	48x		
1-			
		3	

Spot the difference



$$\begin{array}{ccc}
 \boxed{} + \boxed{} & = & 16 \\
 + & + & \\
 \boxed{} - \boxed{} & = & 12 \\
 \parallel & \parallel & \\
 26 & 16 &
 \end{array}$$

Year 5 Science in the Summer

How does a plane fly?
How do you make snow? Why do fish have scales? These tough questions but all need to answer them is natural curiosity and a love of science!

are you

Here are some tips to help guide you in sparking your interest in science:

Year 4 to Year 5

- Visit the Science and Natural History Museums and see wonderful galleries and exhibitions. I especially like the WonderLab (at the Science museum) as it's got some fantastic activities for you to investigate. Please check opening times before your visit and please note that you will have to buy a day pass for this interactive gallery. Also, entry to the Science Museum is **free**, **however pre-booking is required. So you must book a free Museum Admission ticket in order to enter the museum.** [Science Museum](#)



- Entry to the Natural History museum is also free but you **must pre book your free ticket** in advance. Please ensure that you check the websites for up to date information. [Natural History Museum](#)

- Why not visit the Idea store and read up on your favourite Science topics such as: The Animal Kingdom, Habitats, Our Solar System, the World's deadliest snakes! You can also find some amazing books on investigations, but please remember **to be careful** and always get an adult to help and supervise you, for any tricky bits.

- Have you played the fabulous science games on the BBC Bitesize science website? [KS2 Science - BBC Bitesize](#)

It's got loads of fun games, quizzes and activities for you to try out! Catch the Science Bug website also has lots of fun activities. [Catch the Science Bug](#)

Science challenge

- Research Gears and Levers. What is their purpose?
- Make a simple system where a gear changes the direction of movement (look at a windmill mechanism)




Don't forget:
A healthy mind
healthy body. Visit
beautiful parks in Tower Hamlets.

requires a
one of the many





Take your child swimming, learn to ride a bike, scooter or learn a new sport.



You can also stay fit while at home.
Click on any of the links below to join in the fitness fun!

Click on any of the

<https://www.youtube.com/channel/UCS87u4n8b3XMg5jflJKDu5w/v/ideos>

<https://www.bbc.co.uk/teach/supermovers/ks2-collection/zr4ky9q>

<https://www.bbc.co.uk/teach/supermovers/ks2-collection/zr4ky9q>

<https://youtu.be/d3LPrhI0v-w>

<https://www.youtube.com/playlist?list=PLc0asrzrjtZJWljYTAwKM6mdb4RfoiSxx>

<https://www.youtube.com/playlist?list=PLc0asrzrjtZJWljYTAwKM6mdb4RfoiSxx>

Children who learn to cook are more likely to eat healthily. Eat colourful fruits and vegetables to make sure you are having a healthy diet.



Most importantly, keep washing your hands to make sure you stay healthy and safe.



Year 4 (Going to Year 5)
Literacy learning in the summer



Are you looking forward to the summer holidays? We are too! It's a wonderful time to have lots of fun and learn in different ways. Here are some tips and ideas for how to keep your learning going over the summer while you're away from school.

1. Go to the Ideas Store!

There are lots of events taking place that you can get involved in, including the summer reading challenge. Find out more at www.ideastore.co.uk/whats-on

2. Book Review

Write Book Reviews for the books you read to share with your teacher in September.

Remember to include:

The author and illustrator.

Is the book fiction or non-fiction?

What is the book about?

Who would enjoy this book?

Did you enjoy the book? Tell me why or why not?

Draw a picture of the front cover.

3. **Write a recount**

Write a recount of a visit that you have been on during the holiday. Choose one of the activities above then write down what happened.

Include the following information in your recount:

1. Give your recount a title.
2. All the Ws – What did you do? Where did you go? When did you go? Who did you go with? Why did you go?
3. Describe your journey to the place. (Before we...)
4. Describe what you did while you were at the place. (First, Then, Next, After that – only interesting.)
5. Describe your favourite part of the visit. (Best bit.)

Also remember to:

- Check that you have used the Super 6.
- Use adjectives and adverbs to describe what you saw and what happened.
- Use adverbs of time (first, next, after etc.) to link your ideas together and show the order those things happened in.
- Write in the past tense.
- Write in the first person.

4. Write a story

Escape into the world of your imagination and write a story that your friends can read when you return to school. Remember to include: Who? Where? Where next? Why? What goes wrong? Who helps? Where last?

Don't forget to use 'show not tell' to describe the feelings of your characters.

A blank sheet of primary-ruled paper featuring 22 horizontal black lines evenly spaced across the page for writing.

Summer Diary

Date





Summer Diary

Date



Summer Diary

Date



Summer Diary

Date



Summer Diary

Date
