



Reach For The Stars

Summer Homework Year 5 to Year 6
Due in: Friday 8th September 2023

Arts and Design



Visit your local park

It's on your doorstep!

Why not have a go at creating a temporary sculpture?

- **Collect twigs and leaves**
- **Create something that scares you!**
- **Create a fantasy creature!**
- **Create a mini beast obstacle course!**

Year 6 Autumn term topic: Let's Get Packing!

Visit the Imperial War Museum (SE1 6HZ)

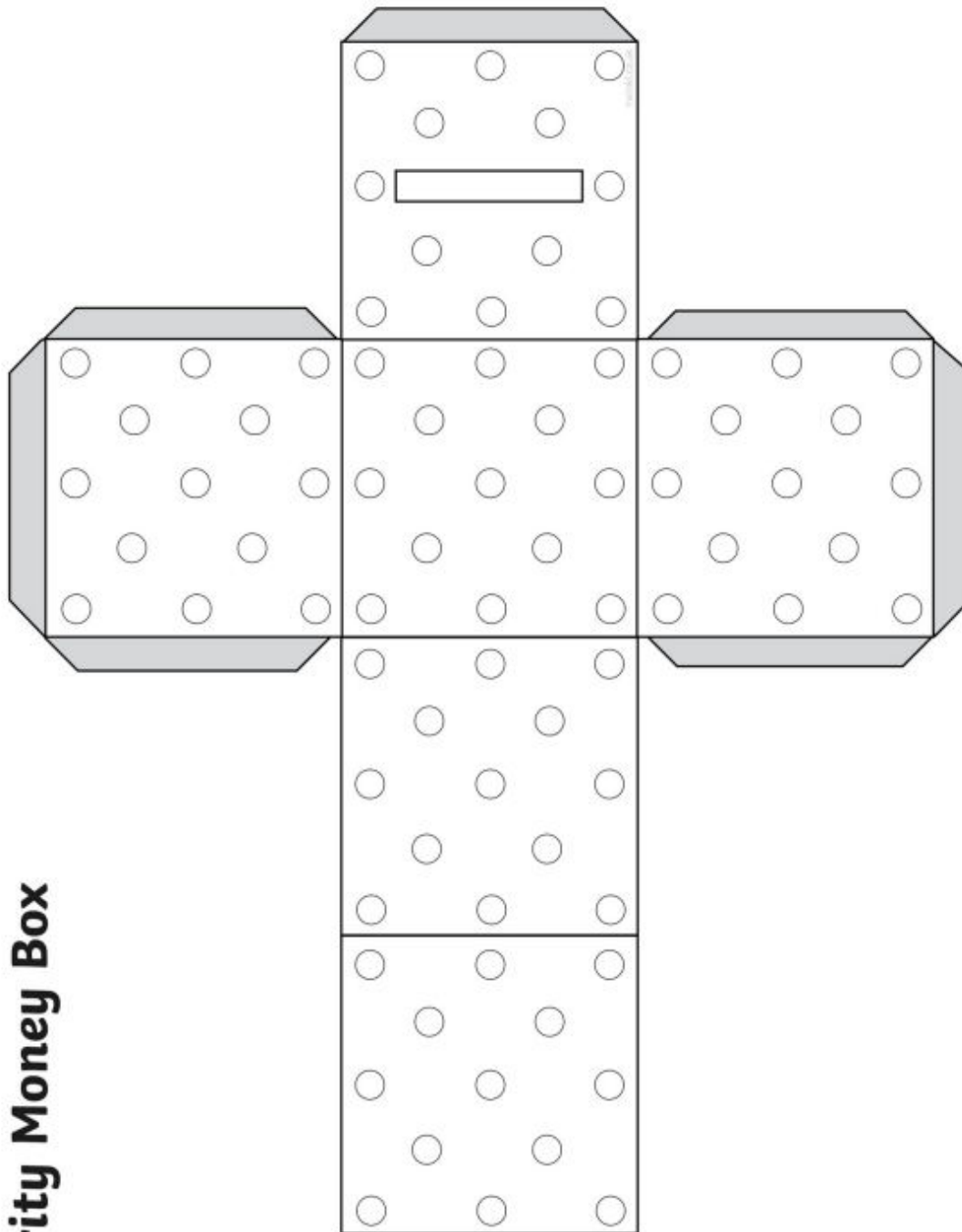
Visit Tate Modern – FREE!

Please check websites for updated information and to pre book tickets

for visits.



Make your own charity box by tracing the design below and start collecting change from friends and family for a charity of your choice.



Charity Money Box

Hands-on Humanities

London is full of some of the best museums in the world – they can take us to far-flung places, transport us back through history and expose us to mind-blowing ideas. Many are FREE to visit and some have excellent workshops for children!

Challenge: can you visit a **different museum each week**?

Some museum suggestions and their nearest tube stations:

- Tower of London- Tower Hill (ONLY £1 for Tower Hamlets residents but you must take proof of name and address AND your Idea Store card OR Tower Hamlets Leisure Services card)
- Museum of London - Moorgate
- Victoria & Albert Museum – South Kensington
- Museum of Childhood – Bethnal Green
- Geffrye Museum – Hoxton
- Museum of London Docklands – West India Quay (DLR)
- British Museum – Russell Square
- National Maritime Museum – Greenwich (Main line) or Cutty Sark (DLR)



Local walks

Be a London Explorer! Try getting out and about by going for walks in your local area – you'll be amazed what you could discover! While you're out, see if you can complete these challenges:

- sketch some of your favourite buildings
- make a list of what there is to do in the park for local people
- How many different fruits can you find in the market? Where are they from in the world?
- Can you find any buildings with blue plaques (circle tiles) on the walls? What do they say? Normally they are about famous people...
- walk down a main street and make a list of all the different types of shops

Year group challenge: World War Two

Have you ever heard of World War Two? In Year 6 You will be learning about the events that led up to the war. Use the website below to do some background research. Create a fact file with your findings.



<http://www.primaryhomeworkhelp.co.uk/Britain.html>

Maths Fun 2021

Rules For Playing KenKen®

The numbers you use in a KenKen puzzle depend on the size of the grid you choose. In a 4 x 4 grid, use numbers 1 to 4.

The numbers in each heavily outlined set of squares, called cages, must combine (in any order) to produce the target number in the top corner using the mathematical operation indicated (+, -, ×, ÷).

Here's how you play:

1. Use each number only once per row, once per column.
2. Cages with just one square should be filled in with the target number in the top corner.
3. A number can be repeated within a cage as long as it is not in the same row or column.

4+	2÷		1-
1	2	4	3
3	12×	2	4
2÷	2	3	1
4	2-		2

6+	24×	2÷	
		2-	
		6×	4
3-			

3-	1-		2-
	2÷		
2-		2÷	
6×		5+	



Can you spot the differences? [Gergely Dudás/Dudolf](#)

Year 6



Science in the Summer

Why do we have a Digestive system? How do we inherit some features from our parents? What is milk made of? These are tough questions but all you need to answer them is natural curiosity and a love of science.

Here are some tips to help guide you in sparking your interest in science:

- Visit the Science and Natural History Museums and see wonderful galleries and exhibitions. I especially like the WonderLab (at the Science museum) as it's got some fantastic activities for you to investigate. It's open Wednesday - Sunday, from 10am - 6pm. But please note that you will have to buy a day pass for this interactive gallery. Also please note that entry to the Science Museum is **free but pre-booking is required. So you must book a free Museum Admission ticket in order to enter the museum.**

<http://www.sciencemuseum.org.uk/>

- Entry to the Natural History museum is also free but you **must pre book your free ticket** in advance. [Natural History Museum](#)

- Please ensure that you check the websites for up to date information before visiting.

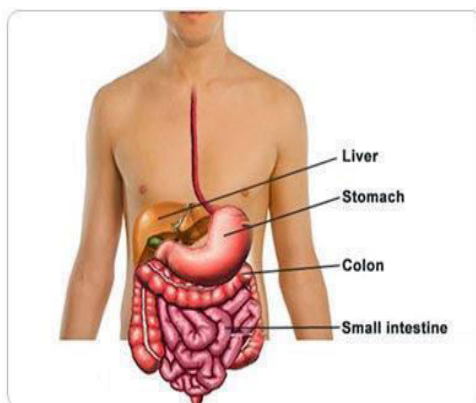
- Why not try some At- Home Activities from the Centre Of the Cell website? [At-home activities | Centre of the Cell](#)

- Have you played the fabulous science games on the BBC Bitesize science website? [KS2 Science - BBC Bitesize](#)



There's loads of exciting games, quizzes and activities for you to try out. Also

Catch the Science Bug website has lots of interesting activities for you to participate in [Catch the Science Bug](#)



Science challenge

Learn to spell these words: **inheritance, genes, Circulatory system, Stomach, Digestion and Exercise.**

Find out the answers to these questions:

What is the function of the stomach? How does the heart pump blood around the body? Why is diet and exercise important? What does the liver do? Why are humans part of the Animal Kingdom?


Research a famous scientist from either the past or present.

Don't Forget!

A healthy mind requires a healthy body. Visit one of the many beautiful parks in Tower Hamlets.



Take your child swimming, learn to ride a bike, scooter or learn a new sport.



You can also stay fit while at home.
Click on any of the links below to join in the fitness fun!

Click on any of the links below to join in the fitness fun!

<https://www.youtube.com/channel/UCS87u4n8b3XMg5jflJKDu5w/videos>

<https://www.bbc.co.uk/teach/supermovers/ks2-collection/zr4ky9q>

<https://www.bbc.co.uk/teach/supermovers/ks2-collection/zr4ky9q>

<https://youtu.be/d3LPrhI0v-w>

<https://www.youtube.com/playlist?list=PLc0asrzrtZJWljYTAwKM6mdb4RfoiSxx>

<https://www.youtube.com/playlist?list=PLc0asrzrtZJWljYTAwKM6mdb4RfoiSxx>

Children who learn to cook are more likely to eat healthily. Eat colourful fruits and vegetables to make sure you are having a healthy diet.

Most importantly, keep washing your hands to make sure you stay healthy and safe.

Year 5 (Going to Year 6)

Literacy learning in the summer

Are you looking forward to the summer holidays? We are too! It's a wonderful time to have lots of fun and learn in different ways. Here are some tips and ideas for how to keep your learning going over the summer while you're away from school.



1. **Go to the Ideas Store**

There are lots of events taking place you can get involved in, including the summer reading challenge. Find out more at: www.ideastore.co.uk/whats-on

2. **Book Review**

Write book reviews of the books you read during the holiday.

Remember to include:

The author and illustrator.

Is the book fiction or non-fiction?

What is the book about?

Who would enjoy this book?

Did you enjoy the book? Tell me why or why not?

Draw a picture of the front cover.

3. **Read some poems**

This will help improve your language skills and help you to explore different poets' imaginations.

Why not bring your favourite poem to school in September to share with your class?

4. **Write a recount**


Write a recount of a visit that you have been on during this holiday. Choose one of the activities above then write down what happened.

Include the following information in your recount:

1. Give your recount a title.
2. All the Ws – What did you do? Where did you go? When did you go? Who did you go with? Why did you go?
3. Describe your journey to the place. (Before we...)
4. Describe what you did while you were at the place. (First, Then, Next, After that – only interesting.)
5. Describe your favourite part of the visit. (Best bit.)

Also remember to:


- Check that you have used the Super 6.
- Use adjectives and adverbs to describe what you saw and what happened.
- Use adverbs of time (first, next, after etc.) to link your ideas together and show the order those things happened in.
- Write in the past tense.
- Write in the first person.



5. Write a story

Escape into the world of your imagination and write a story that your friends can read when you return to school. Remember to include: Who? Where? Where next? Why? What goes wrong? Who helps? Where last?

Don't forget to use 'show not tell' to describe the feelings of your characters. Choose any genre you want (adventure, suspense, fantasy...).





Summer Diary

Date

Summer Diary

Date

Summer Diary

Date



Summer Diary

Date



Summer Diary

Date