










## Year 6 Project Homework

### Summer-term

Please select from the activities below to complete during the **half term break**.

This homework project is for the whole family to get involved with and we would encourage children to get help completing any of the activities.

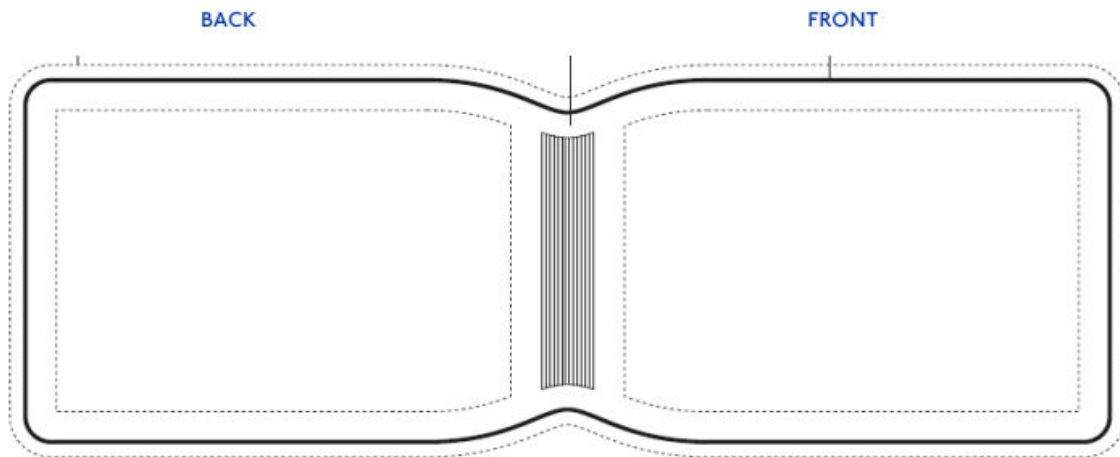
<p>Create a face mask or a headdress for one of the characters from the lion king. Use <a href="http://www.kidrex.co.uk">www.kidrex.co.uk</a> to find images of the animals.</p>	<p>Complete 30 mins of exercise each day eg. running on the spot, star jumps, bunny hops, hopping, skipping.</p> 	<p>Show Racism the Red Card</p>  <p>Create a poster, write a poem or write a short story about stopping racism.</p> <p>Be as creative as you like!</p>
<p>Create a board game for your family to play based on the Lion King.</p> 	<p>Create a fun quiz about the Olympics and have a quiz night with your family.</p> 	<p><b>Competition: Zip Oyster Design</b></p> <p>We need your help to make travel in our city safer, greener and healthier for everyone. Do you have a talent for art or illustration?</p>  <p>Create...</p> <p>A Zip Oyster Card wallet design to raise awareness of a transport issue AND to encourage people to make a positive change.</p> <p>The winning school will get their design printed for all their Year 6 or Year 7 pupils. Winners and runners up entries will be displayed at <a href="http://www.ltmuseum.co.uk">www.ltmuseum.co.uk</a>. Send your entries to <a href="mailto:SMBStars@tfl.gov.uk">SMBStars@tfl.gov.uk</a></p> <p>The competition resource is below.</p>
<p>Create a piece of art work on the theme of freedom. What does being free mean to you? Why is freedom important?</p> 	<p>Instructions are on the following page</p> <h2>Lava Lamp</h2> <p><b>Materials:</b></p> <ul style="list-style-type: none"> <li>★ A clean plastic bottle, try to use one with smooth sides</li> <li>★ water</li> <li>★ Vegetable Oil (or you could use Mineral or Baby Oil instead)</li> <li>★ Fizzing tablets (such as Alka Seltzer)</li> <li>★ Food Coloring</li> </ul>	<p>Bake a cake or cookies with an adult in your family and write the instructions for others to follow.</p> 



Resource:

## Zip Oyster Wallet Design Competition:

We need your help to make travel in our city safer, greener and healthier for everyone! Create a Zip Oyster Card wallet design to raise awareness of a transport issue AND to encourage people to make a positive change!



Keep the most important details of your design inside the thick black line. Continue your background over this line and up to the outside dotted line so we can print your design right to the edges. Bold colours and strong shading recommended! Good luck!



Lava Lamp instructions

## Instructions:

1. Fill the bottle up about 1/4th (1 quarter) with water.
2. Pour the vegetable oil in the bottle until it is almost full. You may want to use a measuring cup with a spout or a funnel. You may have to wait a couple of minutes for the oil and water to separate.
3. Add a few drops of your favorite food coloring. Watch as the color sinks through the oil. Did your drops of color mix with the water immediately or float in between for a few minutes?
4. Break your fizzy tablet in half and drop part of it into the bottle. Get ready ... here come the bubbly blobs!
5. You can even get a flashlight, turn off the lights and drop in another half tablet. This time shine the flashlight through the lava lamp while the blobs are bubbling!